

**Step 1:** Visit [www.bruinepermit.ucla.edu](http://www.bruinepermit.ucla.edu) and click on the Bruin ePermit Logo.

**UCLA** Transportation

GETTING TO UCLA | CAMPUS PARKING | GETTING AROUND CAMPUS | CAMPUS VEHICLE SERVICES

BRUIN EPERMIT SYSTEM

## BRUIN EPERMIT SYSTEM

**RELATED INFORMATION**

- Bruin ePermit System FAQs
- Create a BOL or UCLA Logon ID
- Bruin ePermit Portal
- Bruin ePermit Spanish Instructions

**OVERVIEW**

All UCLA annual and consecutive parking permits **have expired**. To ensure your parking permit is valid, you must **repurchase** your permit through the Bruin ePermit system immediately.

UCLA Transportation is excited to introduce the Bruin ePermit system where your license plate is your permit.

The Bruin ePermit system works similar to a supermarket scanner with your license plate functioning as the barcode. When read, the numbers of your plate are automatically referenced against the parking database to verify a valid permit for the lot location.

Please check this page regularly for updates and more information regarding the transition to the Bruin ePermit system.

**Step 2:** Click “LOGIN” in the upper right hand corner.

PARKING PORTAL | PERMITS | VEHICLES

(0 ITEMS \$0.00) **LOGIN**

### Getting to Campus

UCLA offers a full range of transportation benefits to suit almost every need. Alternative transportation options save you money while offering a wide variety of other benefits such as easing traffic congestion and reducing emissions. Click the link below to learn more.

[Alternative Transportation Options](#)

## Parking Account Management


Welcome! Use the UCLA Parking Portal to make permit purchases and manage your vehicles.

**PERMITS**

[Get Permits](#)

**Step 3: Select "Bruin Online Login"**

PARKING PORTAL PERMITS ▾ VEHICLES 🔔 🛒 (0 ITEMS \$0.00) [LOGIN](#)



### Getting to Campus

UCLA offers a full range of transportation benefits to suit almost every need. Alternative transportation options save you money while offering a wide variety of other benefits such as easing traffic congestion and reducing emissions. [Click the link below to learn more.](#)

[Alternative Transportation Options](#)

## Customer Authentication

If you are a UCLA student, faculty or staff member, please click the button below to use your Bruin Online Account to login. Only those with a Bruin Online Account can access this system.

[Bruin Online Login](#)

Please login with your Bruin Online Account.

**Step 4: Enter your Bruin Online Login information and click "Sign In".**

# UCLA

## Sign In with your UCLA Logon ID

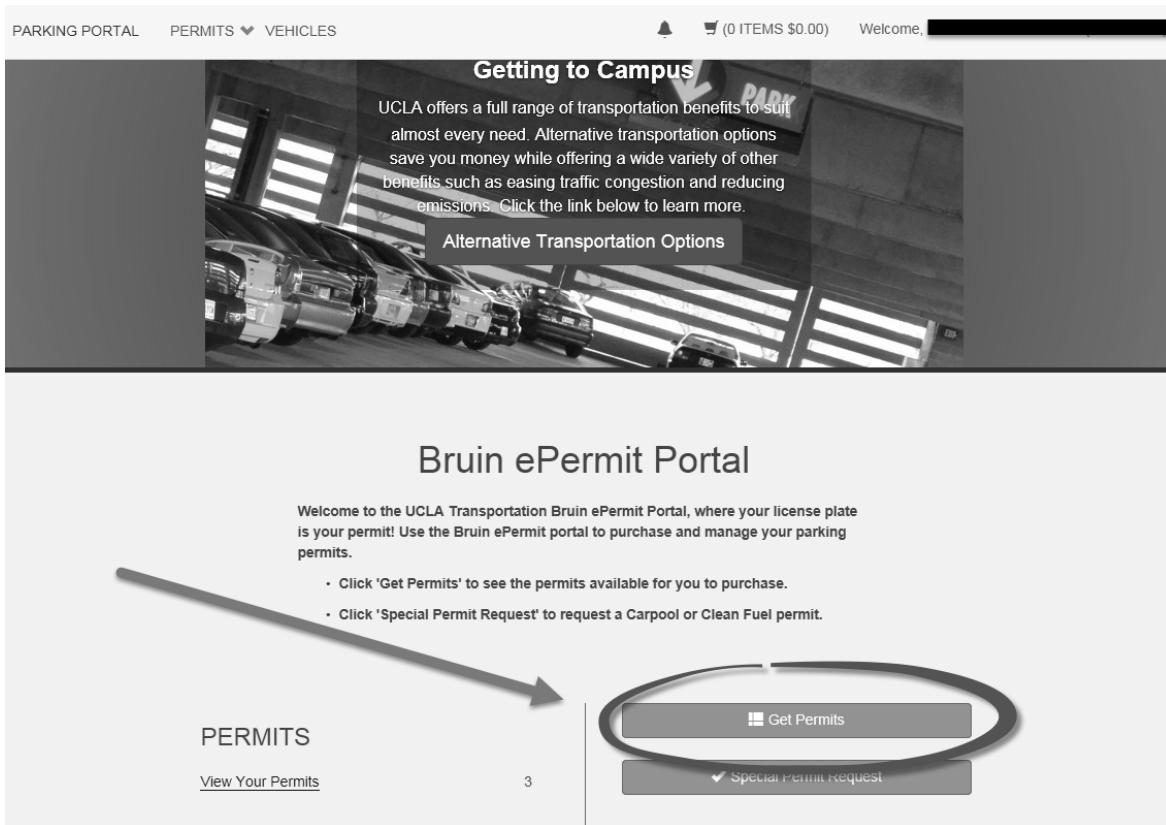
[SIGN IN](#)

- Forgot your UCLA Logon ID or Password?
- Need a UCLA Logon ID?

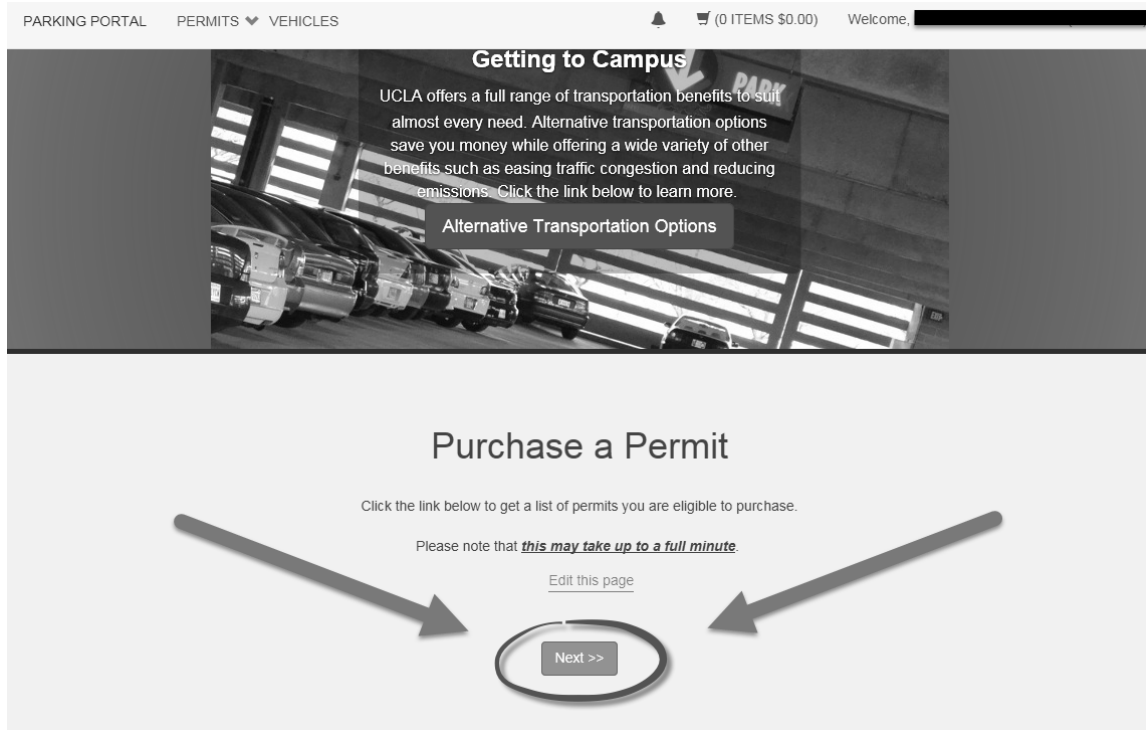
OR

Are you a member of UCLA Health Sciences?  
Sign In with your Mednet username and password

**Step 5:** Click on the “Get Permits” button



**Step 6:** Click the Next >> button. Please allow 1-2 minutes for the page to load.



**Step 7:** Select the Yellow / 1-Day permit from the list of available options.

**Bruin Permit**  
Your Plate Is Your Permit

### Available Parking Permits

To purchase a parking permit, select the desired permit type and acknowledge you have read and agreed to the Parking Privileges and the University Parking Regulations. Click "Next >>" to proceed.

- Monthly-Auto Renew permits will prompt you to select the permit start date on the following page. **NOTE: There are no refunds for Monthly-Auto Renew permits.**
- Quarterly permit effective dates are based on the entire permit period and the prorated price will appear on the Review Order page.
- Short term permits will prompt you to select the permit start date on the following page. **NOTE: There are no refunds for Short Term permits.**
- 1-Day and 1-Day/Cross Park permits are valid for same day use only. **NOTE: There are no refunds for 1-Day permits. Maximum of five (5) Cross Park permits per quarter.**
- Reciprocity permits are available for university business only to staff and faculty with a valid permit and are limited to five uses per quarter per campus. Please print a copy of your receipt or from your permit page for verification at the designated campus.

[Edit this page](#)

Daily Permits

Select	Quantity	Permit Fee	Permit Description	Permit Effective	Permit Expires
<input checked="" type="radio"/>	1	\$6.00 / day	Yellow / 1-Day	08/26/2019	08/26/2019

**Step 8:** Check the boxes indicating you have read and agree to all terms and conditions.


**Step 9:** Select the Next>> button to proceed to the vehicle information page.

***I agree to abide by my Parking Privileges***

***I agree to the University Parking Regulations***

**Step 10:** Select the vehicle you would like to use with your permit and click Next >> to continue.

PARKING PORTAL PERMITS ▾ VEHICLES 🔔 🛒 (0 ITEMS \$0.00) Welcome, ██████████



**Getting to Campus**  
UCLA offers a full range of transportation benefits to suit almost every need. Alternative transportation options save you money while offering a wide variety of other benefits such as easing traffic congestion and reducing emissions. Click the link below to learn more.  
[Alternative Transportation Options](#)

ⓘ You may select between 1 and 3 vehicles for this permit.

## Select Vehicle

Please select the vehicle that you would like to use with the chosen permit. If you need to add a new vehicle, choose the "Add Vehicle" button below. When finished, click "Next >>."

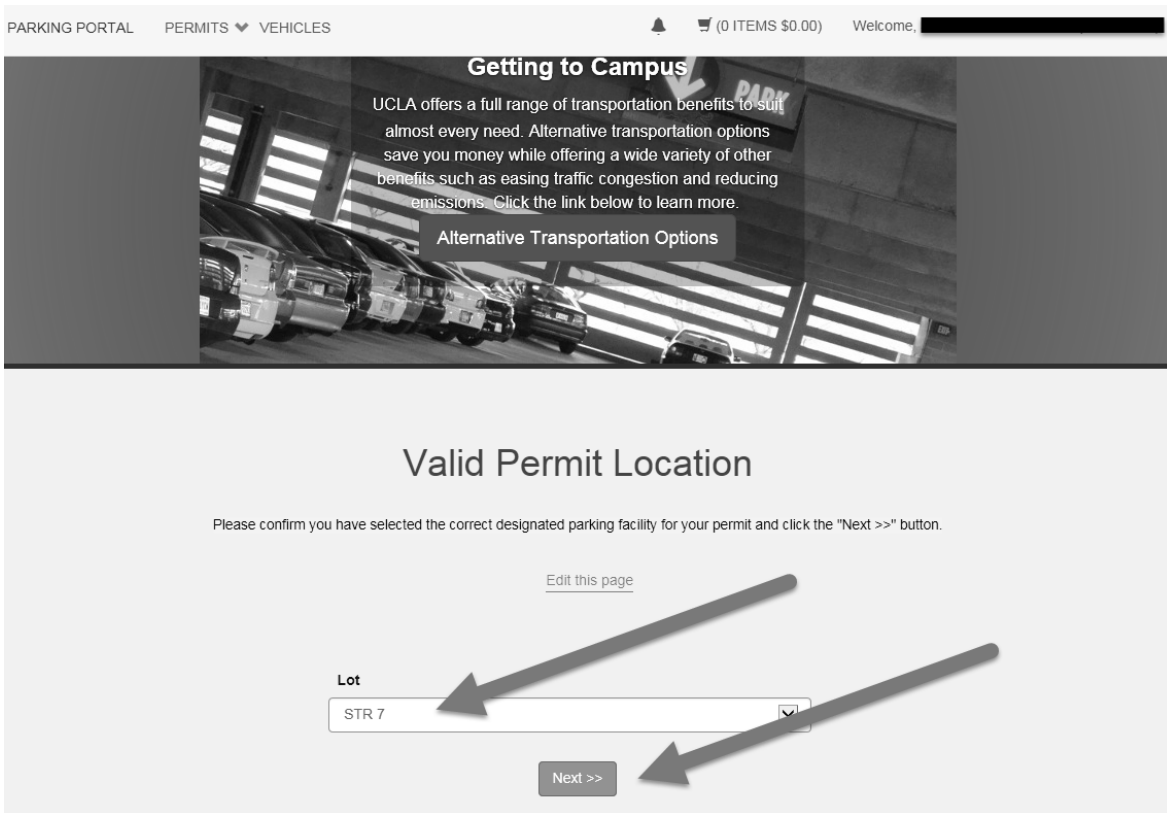
[Edit this page](#)

Select	State	Plate Number	Year	Make	Model	Color
<input checked="" type="checkbox"/>	CALIFORNIA	KKKKK		Dodge	Crestwood	

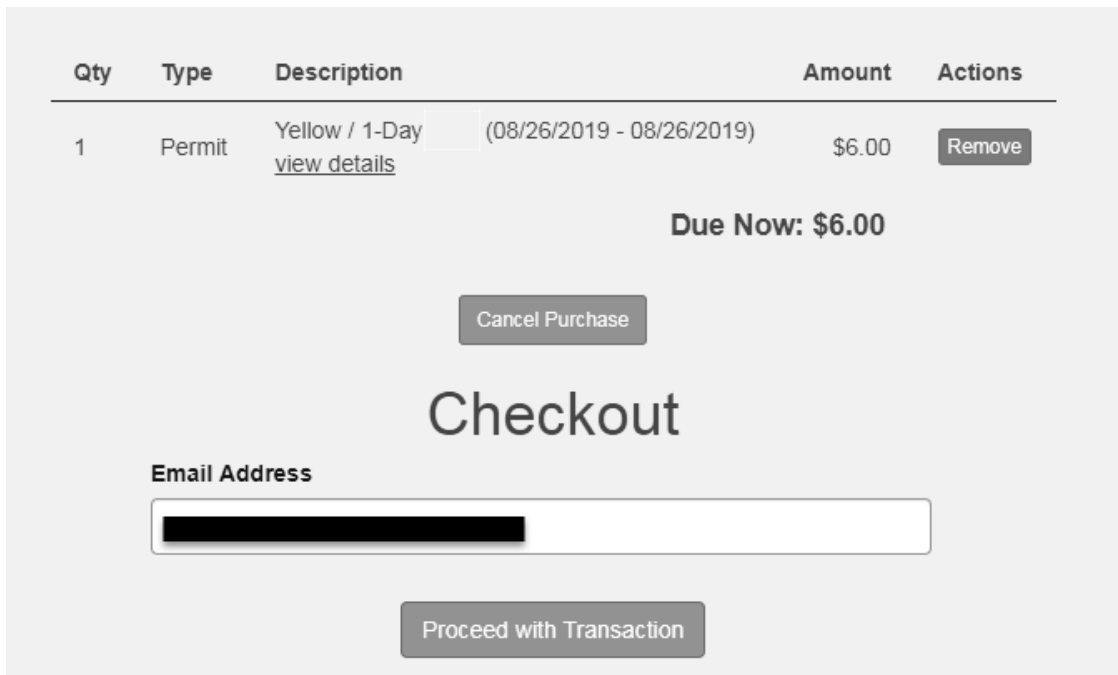
[Add Vehicle](#)

[Next >>](#)

**Step 11:** Click on the Lot dropdown menu to choose your desired lot. Click Next>> to continue.



**Step 12:** Review the order and provide a valid email address for the receipt. Click on the "Proceed to Payment" button to continue.



**Step 13:** Click "Checkout" button to continue.

## Payment Information

**Please review the amount below and click the button to continue.**

Qty	Type	Description	Amount	Actions
1	Permit	Yellow / 1-Day <a href="#">view details</a> (08/26/2019 - 08/26/2019)	\$6.00	<a href="#">Remove</a>

**Due Now: \$6.00**

[Checkout >>](#)

**Step 14:** Proceed through the payment process; when you get to the Order Confirmation screen, your order is complete and you may utilize your Daily Yellow Parking Permit.

## Order Confirmation

Your transaction is complete. Please save this page for your records.

A receipt for your transaction will be sent to the email address on your account.

Your permit is effective immediately if the valid dates include today. For detailed instructions and to confirm your parking privileges, please click [here](#).

To change the vehicles associated with this permit, you will need to [view your permits](#).

### Purchased Items

Qty	Type	Description	Amount
1	Permit	Yellow / 1-Day <a href="#">view details</a>	\$6.00
			Total Paid: \$6.00

### Transaction Summary

\$6.00

Payment Method

To exit, click [here](#).